

# USA Giving Options & Instructions

Giving from Canada? Please ask for a Canadian form: [donate.ca@teachbeyond.org](mailto:donate.ca@teachbeyond.org)








All gifts are receipted for income tax purposes. TeachBeyond is a 501(c)(3) non-profit and is accredited by the Evangelical Council for Financial Accountability (ECFA).

PO Box 610  
Downers Grove, IL 60515-0610



## Give Online –

We offer many giving options on our secure website.

-  **Auto Withdrawal (EFT)**
-  **Bill Pay (through your bank)**
-  **Credit or Debit Card**
-  **PayPal Account**
-  **Stock and Mutual Funds**

Our website makes it easy to start and manage your giving.

*Please note: Credit card, debit card and Paypal options incur fees outside our control which reduce your gift amount.*

Questions about giving  
or your giving history?

**1-800-381-0076**  
[donate.us@teachbeyond.org](mailto:donate.us@teachbeyond.org)



## Prefer Paper? Give by Mail

This section is not needed if you are giving online.

### Step 1: Ministry Partnership Information

I wish to partner in the ministry of \_\_\_\_\_ by praying and supporting them financially.  
MISSIONARY NAME(S)

- I would like to give regularly:  \$50/month  \$100/month  \$200/month  Other: \$\_\_\_\_\_/month

I will start my financial support in: \_\_\_\_\_  
MONTH YEAR

- I would like to give a special one-time gift of \$ \_\_\_\_\_

YOUR NAME

EMAIL

ADDRESS

PHONE

CITY, STATE

ZIPCODE

### Step 2: Choose One of the Following Payment Methods

Please fill out **Step 1** above. We will be unable to process your gift unless it is completed. Mail in the entire form.

#### Auto Withdrawal (EFT)

- ✓ Complete the entire **Step 1** form.
- ✓ Include a voided check.
- ✓ Select withdrawal date and sign here:

I hereby authorize TeachBeyond to withdraw **my gift above** from my bank account on the  5th\* or  20th of each month:

\_\_\_\_\_  
SIGNATURE (Please sign in ink)

\_\_\_\_\_  
DATE

#### Give by Check

- ✓ Include a check made out to **TeachBeyond**.

#### Bill Pay

- ✓ Set up a recurring payment with your bank, payable to **TeachBeyond**.
- ✓ Address your payment to **TeachBeyond's** US address:
- ✓ Mail this completed form to our office:

**TeachBeyond**  
**PO Box 610**  
**Downers Grove, IL 60515-0610**

In order to stop withdrawals, please notify TeachBeyond in writing (by mail or email) two-weeks before the final withdrawal date.

\* All **corporate accounts**, including church accounts, will be processed on the **5th** of each month.